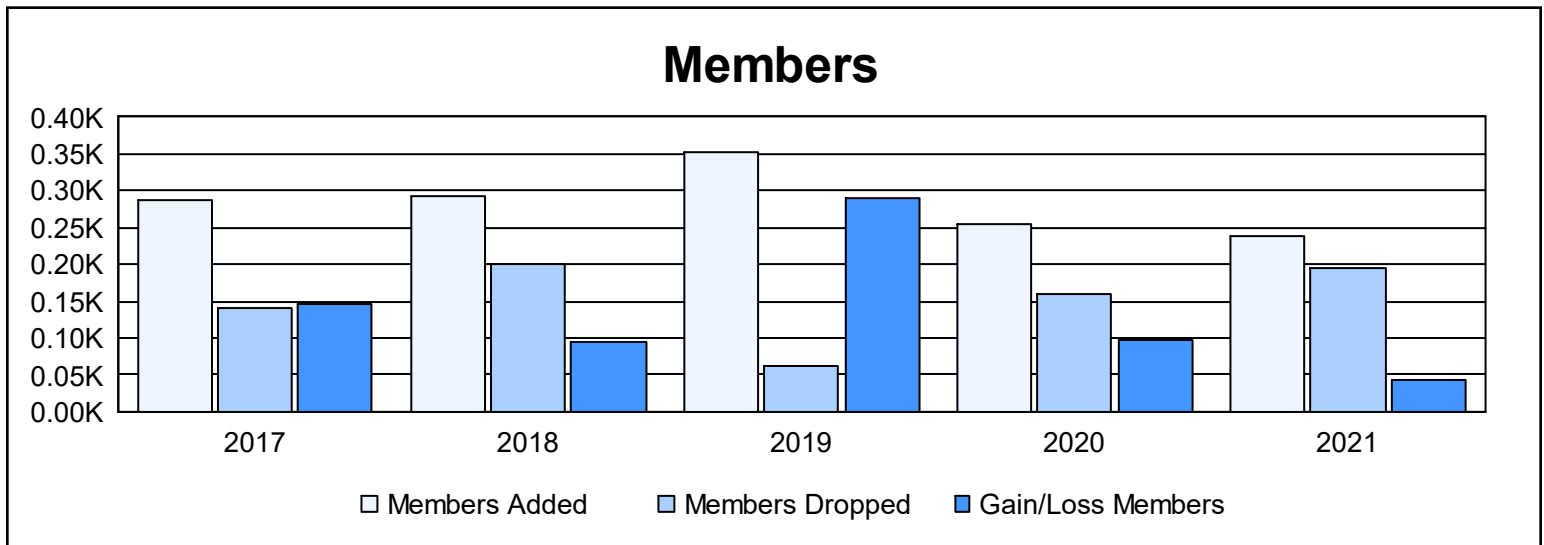
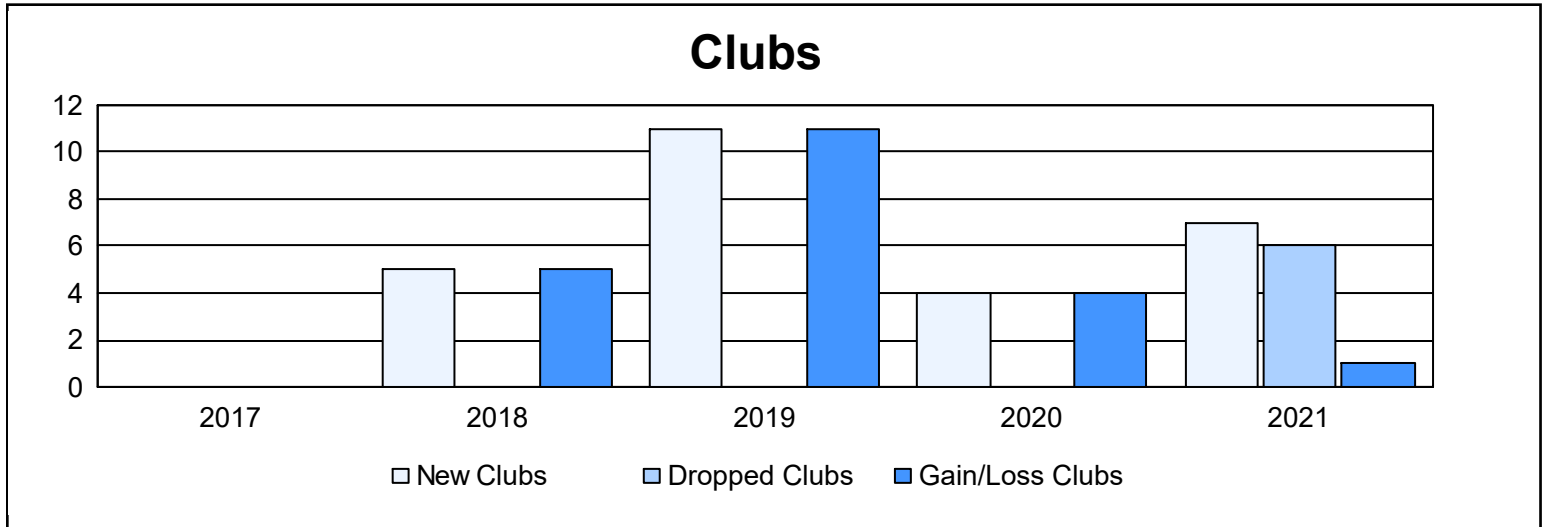
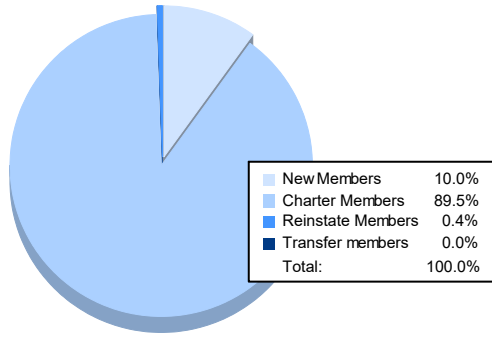


Year	New Clubs	Dropped Clubs	Gain/ Loss Clubs	New Members	Charter Members	Reinstate Members	Transfer Members	Total Member Added	Total Members Dropped	Gain/ Loss Members
2016-2017	0	0	0	279	4	3	0	286	140	146
2017-2018	5	0	5	131	145	18	0	294	200	94
2018-2019	11	0	11	65	283	4	0	352	62	290
2019-2020	4	0	4	165	87	3	1	256	159	97
2020-2021	7	6	1	24	214	1	0	239	196	43
<b>Average</b>	<b>5</b>	<b>1</b>	<b>4</b>	<b>133</b>	<b>147</b>	<b>6</b>	<b>0</b>	<b>285</b>	<b>151</b>	<b>134</b>



### Membership Composition June 2021 Cumulative



### Gender Composition June 2021 Cumulative

